

BIXOLON

Media Specification MOBILE PRINTER

Ver. 1.05



www.bixolon.com

Copyright

© BIXOLON Co., Ltd. All rights reserved.

This user manual and all property of the product are protected under copyright law. It is strictly prohibited to copy, store, and transmit the whole or any part of the manual and any property of the product without the prior written approval of BIXOLON Co., Ltd.

The information contained herein is designed only for use with this BIXOLON product. BIXOLON is not responsible for any direct or indirect damages, arising from or related to use of this information.

- The BIXOLON logo is the registered trademark of BIXOLON Co., Ltd.
- All other brand or product names are trademarks of their respective companies or organizations.

BIXOLON maintains ongoing efforts to enhance and upgrade the functions and quality of all our products.

In the following, product specifications and/or user manual content may be changed without prior notice.

Table of contents

1. Receipt Media	5
1-1 General specifications.....	5
1-2 Recommended media.....	5
1-3 Black mark specifications.....	6
1-3-1 Available black mark location by model.....	6
1-3-2 Black mark location and dimensions.....	6
2. Label Media	8
2-1 Media specifications	8
2-2 Quantity of label (Reference)	8
2-3 Black mark specifications.....	9
2-3-1 Available black mark location by model.....	9
2-3-2 Dimension of Label media, gap and black mark.....	10
3. Linerless Media	11
3-1 General specifications.....	11
3-2 Recommended media.....	11
3-3 Black mark specifications.....	12
3-3-1 Available black mark location by model.....	12
3-3-2 Black mark location and dimension	13
3-3-3 Media end	15
4. RFID Label Media	17
4-1 General specifications.....	17
4-1-1 Inlay location	17

Manual Information

This manual contains media specifications needed to use mobile printer.

1. Receipt Media

1-1 General specifications

Model	Width	Outer diameter	Thickness	Total length (Reference)
SPP-R200 Series	49.5 ± 0.5 mm (1.94" ± 0.2")	Max. Ø40 mm (Max. Ø1.57")	0.07 ± 0.005 mm (0.0028" ± 0.0002")	12m (39.37')
	57.5 ± 0.5 mm (2.26" ± 0.2")			
SPP-R210 Series	57.5 ± 0.5 mm (2.26" ± 0.2")	Max. Ø30 mm (Max. Ø1.18")	0.07 ± 0.005 mm (0.0028" ± 0.0002")	5m (16.4')
SPP-R300 Series SPP-R310 Series	79.5 ± 0.5 mm (3.13" ± 0.2")	Max. Ø50 mm (Max. Ø1.97")	0.07 ± 0.005 mm (0.0028" ± 0.0002")	21m (68.89')
SPP-R400 Series SPP-R410 Series	104.5 ± 0.5 mm (4.11" ± 0.2")	Max. Ø57 mm (Max. Ø2.24")	0.07 ± 0.005 mm (0.0028" ± 0.0002")	29m (95.14')
	111.5 ± 0.5 mm (4.39" ± 0.2")			

1-2 Recommended media

- PD 150R (Media Thickness 75µm), New Oji Paper Mfg. Co., Ltd.

1-3 Black mark specifications

1-3-1 Available black mark location by model

Model	Black mark location					
	Middle of front (Standard)	Right of front (0)	Left of front (4)	Middle of rear (2)	Right of rear (1)	Left of rear (3)
SPP-R200 series	O	X	X	X	X	X
SPP-R210 series	O	X	X	X	X	X
SPP-R300 series	O	O	O	O	O	O
SPP-R310 series	O	O	O	O	O	O
SPP-R400 Series	O	O	O	O	O	O
SPP-R410 series	O	O	O	O	O	O



Front is side to be printed.

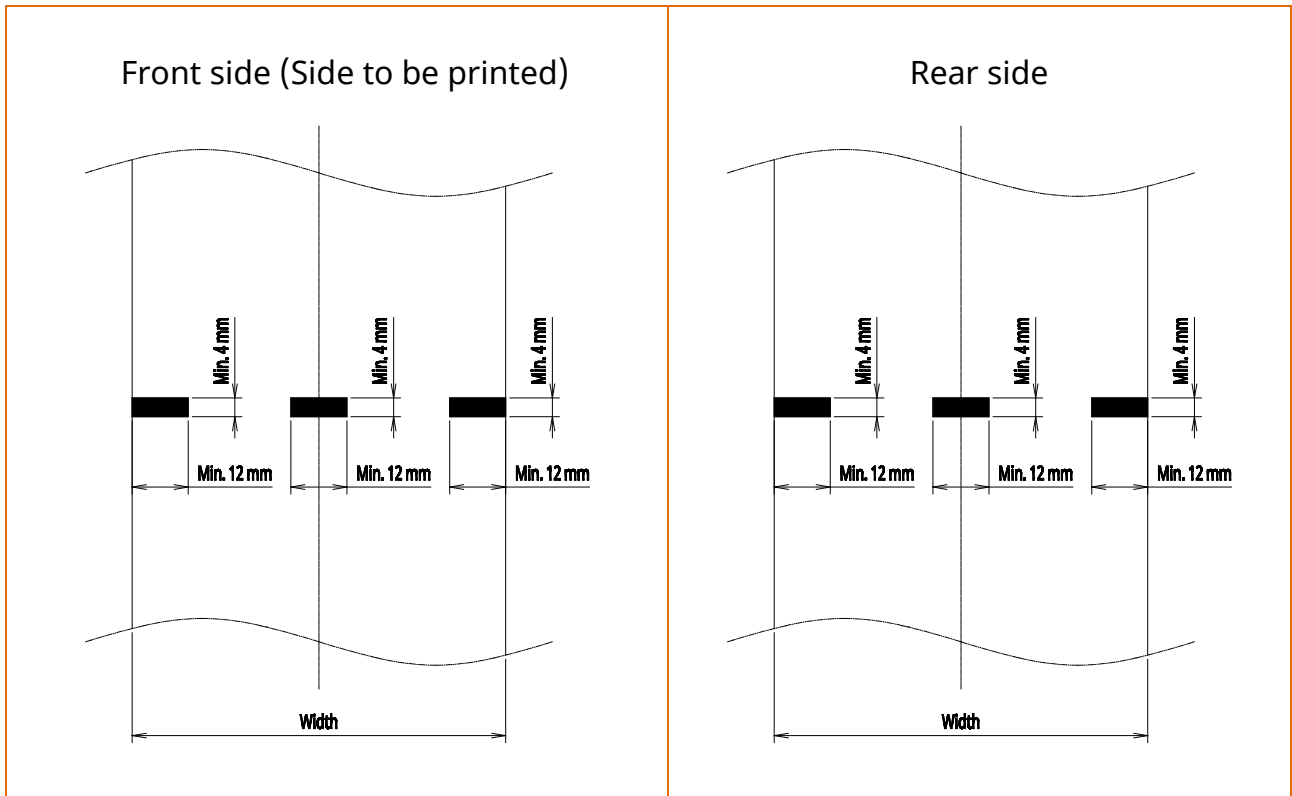
1-3-2 Black mark location and dimensions

- SPP-R200, R210 Series

Front side (Side to be printed)	Rear side
<p>The diagram shows a vertical rectangular area representing the front side. A black horizontal bar is centered vertically. Dimension lines indicate a minimum height of 4 mm for the black bar and a minimum width of 12 mm. A larger dimension line at the bottom is labeled 'Width'.</p>	<p>Black mark is not located.</p>

Media Specification

- SPP-R300, R310, R400, R410 Series



Density of black mark: Optical density 0.84 ~ 1.34
(Based on the Macbeth measuring instrument)

2. Label Media

2-1 Media specifications

Model	Media width	Outer diameter	Inner diameter of core	Total length (Reference)
SPP-R200 Series	49.5 ± 0.5 mm (1.94" ± 0.2")	Max. Ø39 mm (Max. Ø1.53")	19mm (0.75")	4.5m (14.76')
	57.5 ± 0.5 mm (2.26" ± 0.2")			
SPP-R300 Series SPP-L310 Series	79.5 ± 0.5 mm (3.13" ± 0.2")	Max. Ø49 mm (Max. Ø1.93")	19mm (0.75")	9.5m (31.16')
SPP-R400 Series SPP-L410 Series	104.5 ± 0.5 mm (4.11" ± 0.2")	Max. Ø56 mm (Max. Ø2.2")	19mm (0.75")	13m (42.65')
	111.5 ± 0.5 mm (4.39" ± 0.2")			
XM7-20 Series	24.5 ~ 57.5 ± 0.5 mm (0.96 ~ 2.26 ± 0.2")	Max. Ø57 mm (Max. Ø2.2")	19mm (0.75")	13.5m (44.29')
XM7-30 Series SPP-L3000 Series	24.5 ~ 79.5 ± 0.5 mm (0.96 ~ 3.13" ± 0.2")	Max. Ø66 mm (Max. Ø2.6")	19mm (0.75")	19.5m (63.97')
XM7-40 Series	49.5 ~ 111.5 ± 0.5 mm (1.95 ~ 4.39" ± 0.2")	Max. Ø66 mm (Max. Ø2.6")	19mm (0.75")	19.5m (63.97')

2-2 Quantity of label (Reference)

Model	Outer diameter	Height of liner					
		1"	2"	3"	4"	5"	6"
SPP-R200 Series	Max. Ø39 mm (Max. Ø1.53")	150	80	55	40	-	-
SPP-R300 Series SPP-L310 Series	Max. Ø49 mm (Max. Ø1.93")	330	175	120	90	70	-
SPP-R400 Series SPP-L410 Series	Max. Ø56 mm (Max. Ø2.2")	455	240	160	120	100	80
XM7-20 Series	Max. Ø57 mm (Max. Ø2.2")	475	250	170	125	-	-
XM7-30 Series SPP-L3000 Series	Max. Ø66 mm (Max. Ø2.6")	685	360	245	185	150	-
XM7-40 Series	Max. Ø66 mm (Max. Ø2.6")	685	360	245	185	150	125

2-3 Black mark specifications

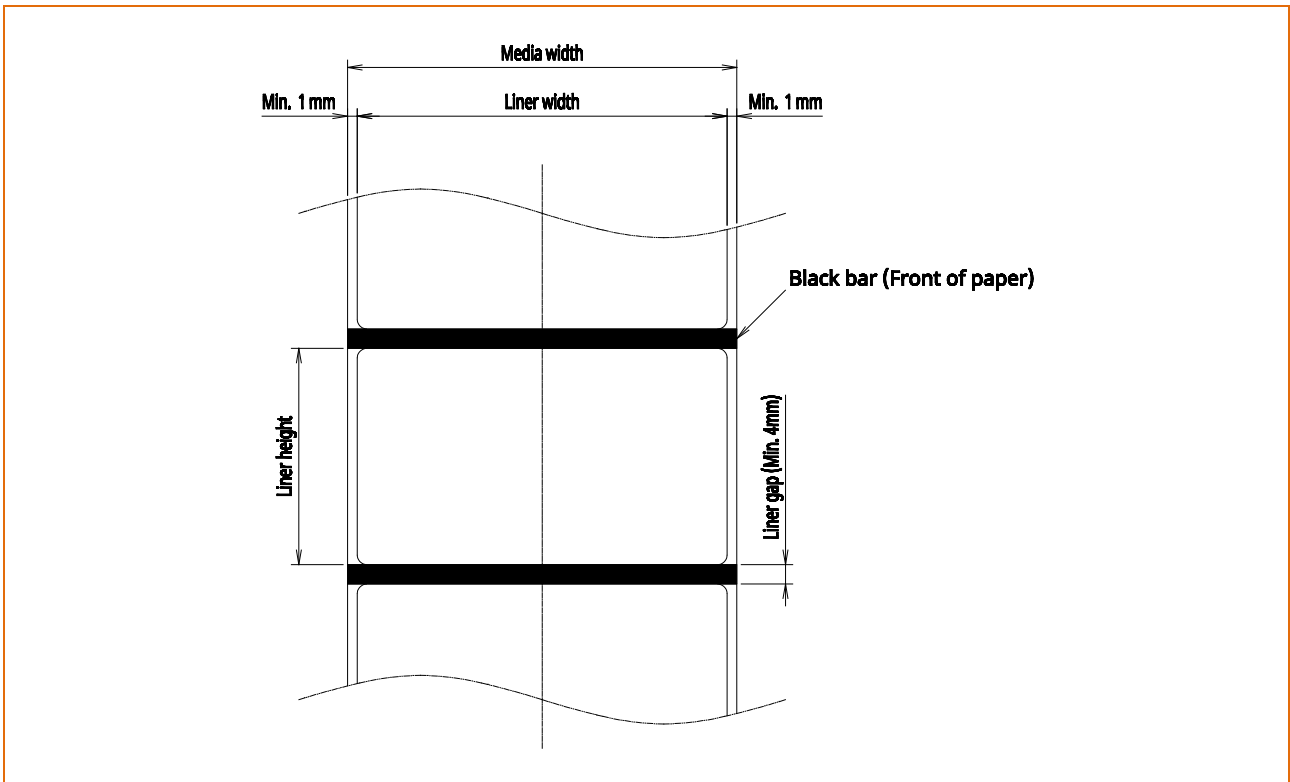
2-3-1 Available black mark location by model

Model	Black mark location					
	Middle of front (Standard)	Right of front (0)	Left of front (4)	Middle of rear (2)	Right of rear (1)	Left of rear (3)
SPP-R200 Series	O	X	X	X	X	X
SPP-R300 Series	O	O	O	O	O	O
SPP-R310 Series	O	O	O	O	O	O
SPP-R400 Series	O	O	O	O	O	O
SPP-R410 Series	O	O	O	O	O	O
XM7-20 Series	O	X	X	O	X	X
XM7-30 Series SPP-L3000 Series	O	X	X	O	X	X
XM7-40 Series	O	X	X	O	X	X



Front is side to be printed.

2-3-2 Dimension of Label media, gap and black mark



Density of black mark: Optical density 0.84 ~ 1.34
(Based on the Macbeth measuring instrument)

3. Linerless Media

3-1 General specifications

Model	Width	Outer diameter	Thickness	Total length (Reference)
SPP-R200 Series XM7-20 Series	57.5 ± 0.5 mm (2.26" ± 0.2")	Max. Ø39 mm (Max. Ø1.53")	0.08 ± 0.01 mm (0.0032" ± 0.0004")	10m (32.8')
SPP-R300 Series SPP-L310 Series XM7-30 Series SPP-L3000 Series	79.5 ± 0.5 mm (3.13" ± 0.2")	Max. Ø49 mm (Max. Ø1.93")	0.08 ± 0.01 mm (0.0032" ± 0.0004")	17m (55.77')
SPP-R400 Series SPP-L410 Series XM7-40 Series	111.5 ± 0.5 mm (4.39" ± 0.2")	Max. Ø56 mm (Max. Ø2.2")	0.08 ± 0.01 mm (0.0032" ± 0.0004")	24m (78.74')

3-2 Recommended media

- T6087 (Media thickness 76µm), Blumberg GmbH & Co. KG

3-3 Black mark specifications

3-3-1 Available black mark location by model

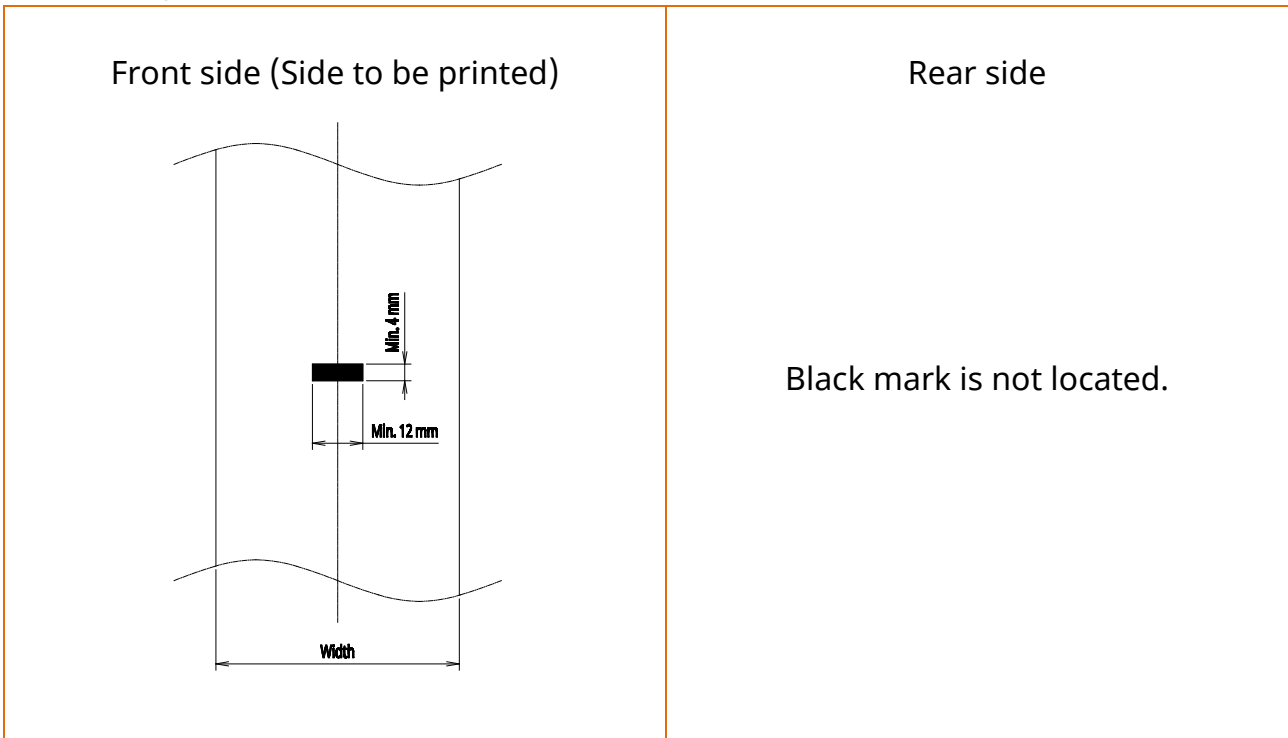
Model	Black mark location					
	Middle of front (Standard)	Right of front (0)	Left of front (4)	Middle of rear (2)	Right of rear (1)	Left of rear (3)
SPP-R200 Series	O	X	X	X	X	X
SPP-R210 Series	O	X	X	X	X	X
SPP-R300 Series	O	O	O	O	O	O
SPP-R310 Series	O	O	O	O	O	O
SPP-L310 Series	O	X	X	O	X	X
SPP-R400 Series	O	O	O	O	O	O
SPP-R410 Series	O	O	O	O	O	O
SPP-L410 Series	O	X	X	O	X	X
XM7-20 Series	O	X	X	O	X	X
XM7-30 Series SPP-L3000 Series	O	X	X	O	X	X
XM7-40 Series	O	X	X	O	X	X



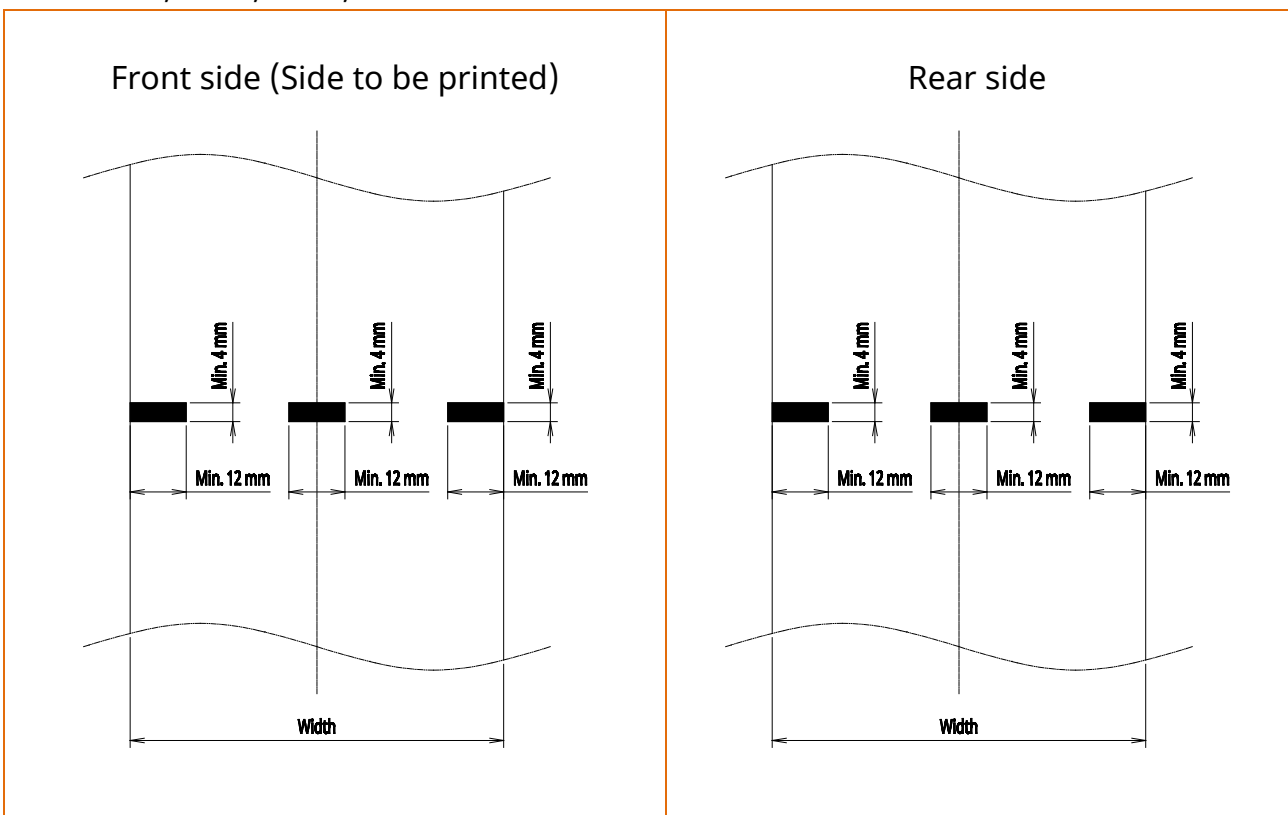
Front is side to be printed.

3-3-2 Black mark location and dimension

- SPP-R200, R210 Series

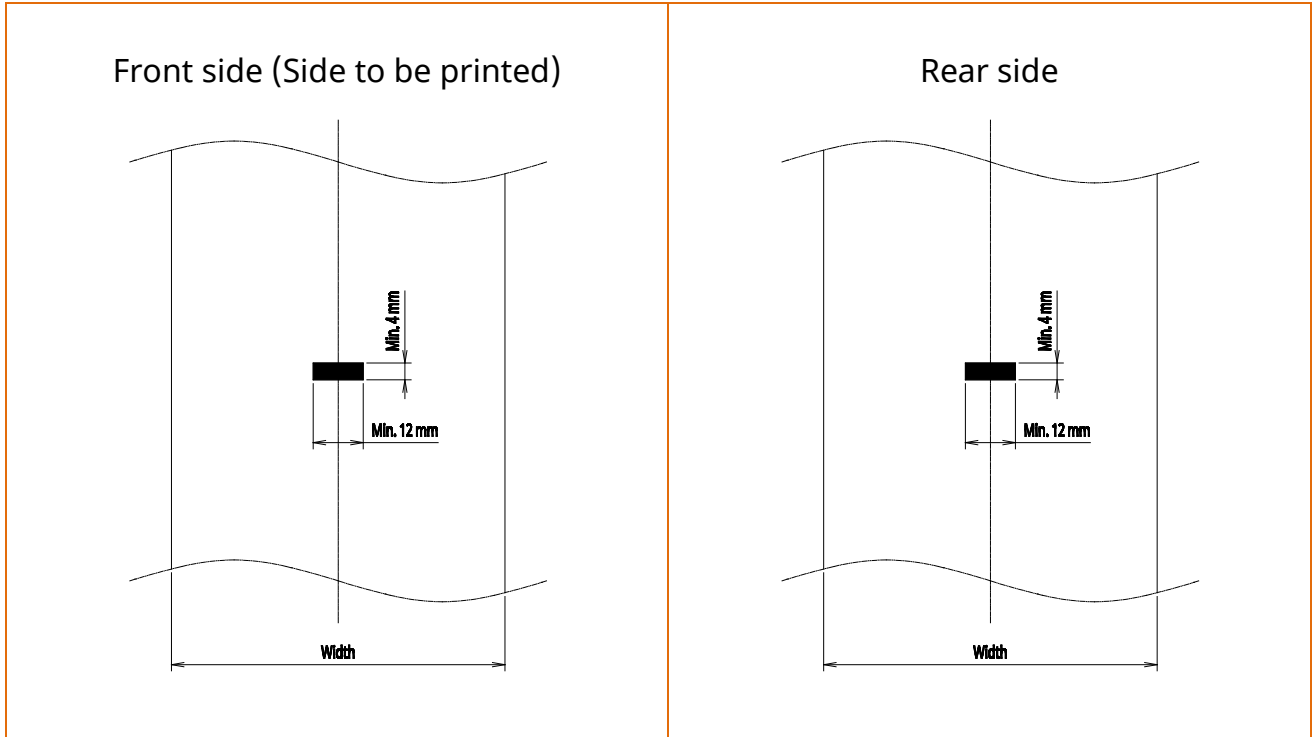


- SPP-R300, R310, R400, R410 Series



Media Specification

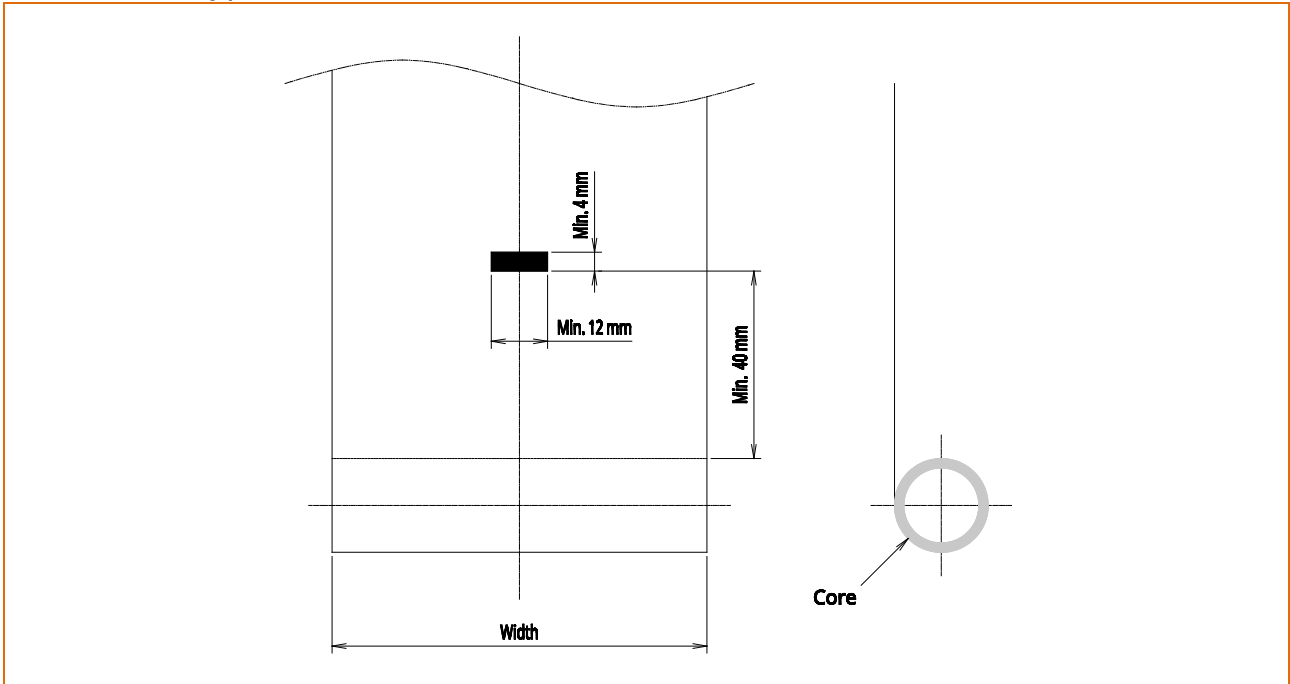
- SPP- L310, L410 Series, SPP-L3000 Series, XM7-20/30/40 Series



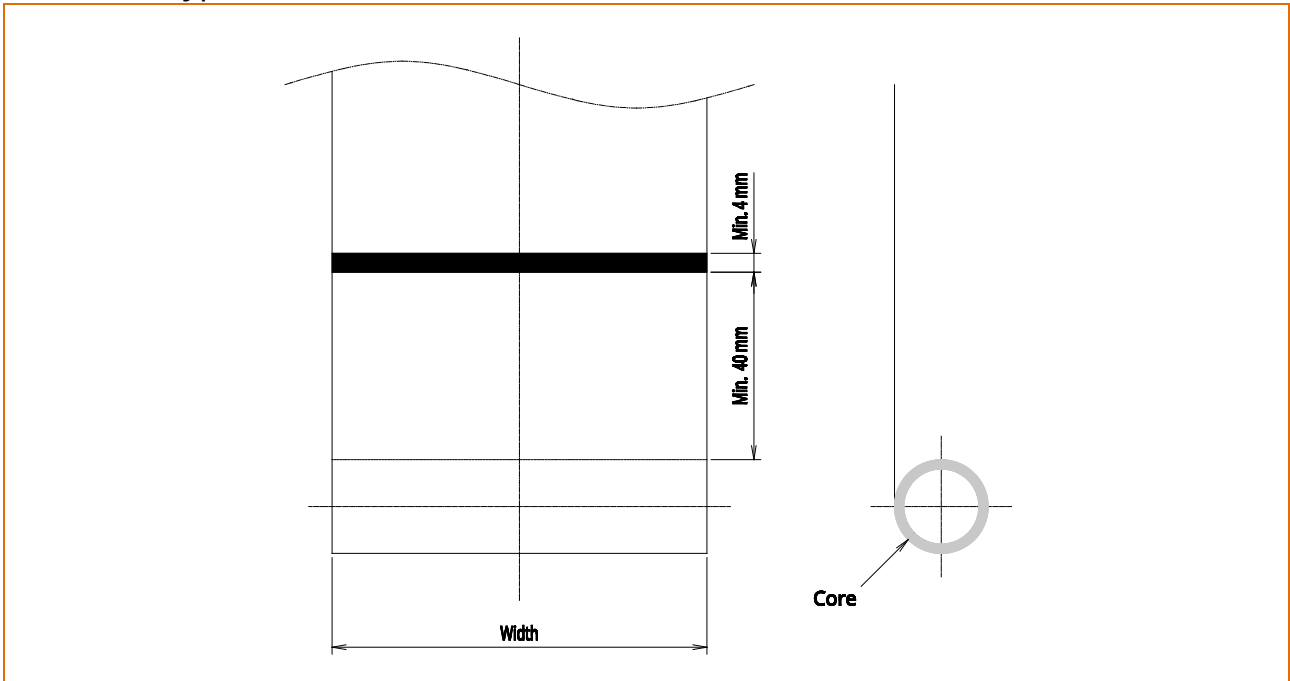
3-3-3 Media end

Media end should be produced like below type.

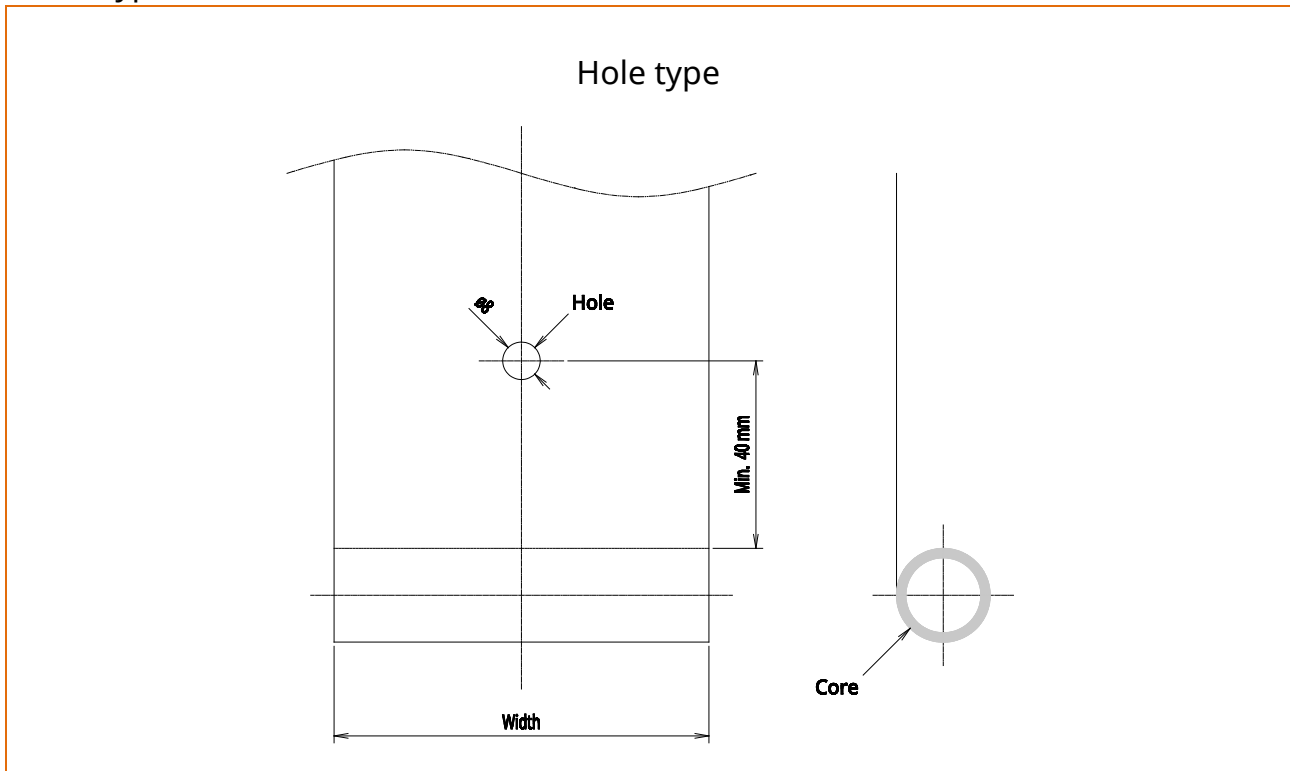
- Black mark type



- Black bar type



- Hole type



- Separate type

Media end must be separated from media core automatically.



Density of black mark: Optical density 0.84 ~ 1.34
(Based on the Macbeth measuring instrument)

4. RFID Label Media

4-1 General specifications

Model	Inlay center (a)	Inlay position (x)	Inlay pitch (y)
XM7-40R	The center of the liner	In liner	Max. 400mm

 Refer to the "2. Label media" for general label specifications.

4-1-1 Inlay location

